

**HENLEY**

**Henley Brassware**



Henley Shown in Living Copper

**PRODUCT DETAILS:**












- Henley embodies the robust elegance of Victorian, Georgian and Edwardian inspired design
- A choice of Fired Earth Branded Crossheads or Unbranded Levers
- Available in 11 finishes, you will be sure to find your perfect finish for your bathroom.
- 4 of the finishes being a living finish (please follow specific living finish instructions for care and maintenance) \*\*

# PRODUCT INFORMATION

BATHROOMS

# FIRED EARTH

## FINISH OPTIONS:

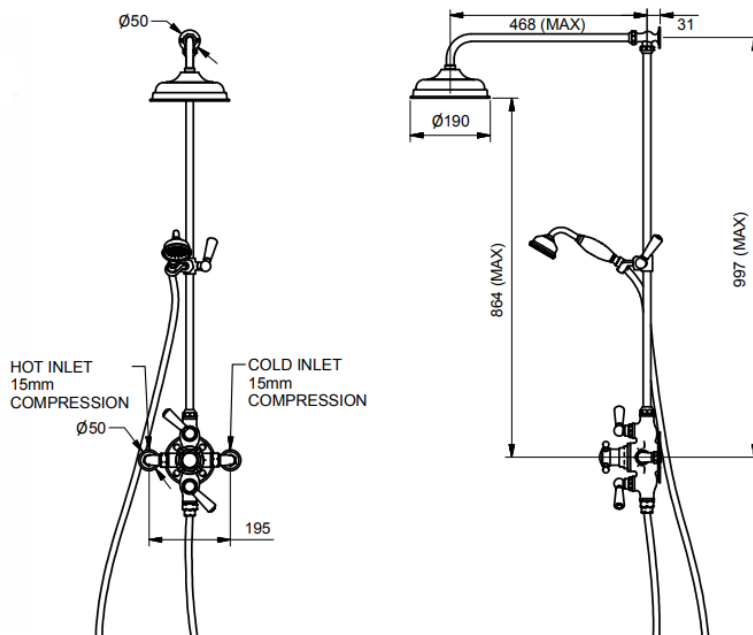
 Aged Brass (AB)**	 Brushed Gold (GB)	 Polished Gold (MG)	 Living Copper (LC)**
 Polished Nickel (PN)	 Polished Black Chrome (XP)	 Brushed Black Chrome (XB)	 Living Brass (LB)**
 Brushed Brass (BB)**	 Brushed Nickel (NB)	 Chrome (CP)	**Unlacquered finishes

## PRODUCT CODE:

### HENEXPGRANDESHOW Henley Exposed Shower & 190mm Rose + Handset



**TECHNICAL DRAWING:**



**TECHNICAL INFORMATION:**

Materials	Brass/Ceramic
Certifications?	N/A
Plumbing information	Inlets 15mm compression

**FLOW RATES:**

0.5 bar	11.90 L/min
1.0 bar	17.21 L/min
3.0 bar	30.41 L/min

**SPECIALISATIONS:**

Our Henley Brassware specialises on water, the efficiency of water delivery and the precision of water control.

Pressure & Flow – The Shower mixers provide high volumes of water even at low water pressures due to the special consideration given to the dimensions, shaping and materials of the internal workings. Baths will fill quicker, and showers will deliver a more satisfying experience. Functioning perfectly with low pressures and high pressures up to 5 bar, ensures the full range of products are suitable for use with all plumbing systems.

**CARE & MAINTENANCE:**

**Daily care for all finishes:** The best way to maintain the looks and workings of your taps and shower fittings is to clean them on a regular basis. This prevents the build-up of dirt and limescale. For best results, after each use:

- Rinse with water or wipe with a clean, damp cloth, taking care to remove any toothpaste or soap residue.
- Gently dry with a clean micro-fibre cloth

For a more thorough clean use a weak solution of mild liquid soap and warm water, rinse well, then gently dry with a clean micro-fibre cloth

**Avoid:** Many bathrooms and household cleaning solutions contain chemicals that are damaging to surface finishes. It is best to avoid them and instead follow the cleaning guidelines above. Damage caused by bathroom or household cleaners is not covered by the guarantee.

**Living finishes:** Living Brass, Brushed Brass, Aged Brass and Living Copper are all living finishes which will change over time in unpredictable ways. These finishes are all unlacquered and there will likely be variations in colour and surface finish across and between parts from the very start. The brass or copper will age over time as the metals oxidise, giving the finish a unique and characterful patina.

The same daily care process should be followed as detailed above, however any wiping and drying should be all the gentler to avoid rubbing away the developing patina. Water marks and finger marks are unavoidable without very attentive and frequent cleaning but will develop over time adding character to the patina. Residue from soaps, toothpastes or limescale should be cleaned quickly to avoid staining.

**Shower heads:** Deluges and Hand Showers are best cleaned on a regular basis as limescale build up may impede their effectiveness. Heads with rubber nozzles are easy to keep clean by gently running fingers across the nozzles to loosen limescale deposits, then cleaning them away with a damp cloth.

We hope you are fully satisfied with your Fired Earth products, however in the unlikely event that the product is unsuitable or that you are not fully satisfied please refer to our full terms and conditions - <https://www.firedearth.com/returns-refunds>